



# Visualiner<sup>2</sup>

**Power Requirements:**

115V/1PH, 50/60Hz/8Amp  
220V/1PH, 50/60Hz/8Amp



## EEWA511A

**Vehicle Dimensions:**

Tire Diameter: to 38"  
Track Width: 48"-96"  
Wheel Base: 79"-200"

**Wheel Clamps**

Wheel Sizes: 10"- 22"  
Universal Rim Claws  
Clearanced Rim Claws

Standard Equipment	Standard Features	Operator Helps and	Software Features
<p><b>Display Monitor</b> 19" UVGA Color</p> <p><b>Base Cabinet</b> Premium Mobile Cabinet</p> <p><b>CPU Configuration</b> 1.8 GHZ+ 128MB CD/DVD Drive (Internal) 3 1/2" Floppy Drive 20GB Hard Drive Network Capable Multimedia</p> <p><b>Printer</b> Color InkJet</p> <p><b>Remote Controller</b> Infrared Pro32 Compatible</p> <p><b>Measuring Heads</b> 8 Sensor CCD Cable Measuring System</p> <p><b>Standard Accessories</b> Steering Wheel Holder Brake Pedal Depressor Remote Controller Optical Mouse</p>	<p><b>Alignment Software</b> Pro32 v3.4 Windows XP</p> <p><b>Alignment Types</b> Total 4-Wheel 4-Wheel compensated Front Wheel Only</p> <p><b>Alignment Display</b> Front Readings Rear Readings All Readings Zoom Readings Ind. Camber Only Ind. Toe Only Ind. Caster Only</p> <p><b>Measures</b> SAI Thrust Angle Included Angle Front &amp; Rear Set Back Toe Out On Turns Front Caster (-28° to +28°) F&amp;R Camber (-15 °to +15°) Front &amp; Rear Toe</p>	<p>Customer Print outs Adjust Camber Only Elevated Adjustments Active Cradle Adjustments Drag Link Adjust 4-Wheel Steer Adjust Rear Shim Programs Driver Complaint Diagnostics A/I Alignment Diagnostics Adjustment Help Files Demo/Teach Mode User Login Preventative Maintenance E-Z Track Customer Data Base Align Specs -30 yrs. EZ Toe*</p> <p><b>Suspension Plus(Quadra-Link)</b> <b>Mercedes Spec Meas.prog.</b> <b>Ride Height Charting</b> <b>EZ-Access (wheels-off Adj.)</b> <b>OEM Vehicle Wizzards</b> <b>Frame Angle</b> <b>Shp Mgt Connectivity (I-Shop Compliant)</b></p> <p><b>Additional Setups</b> Programmable Align Routine Multiple Languages</p>	<p>Vehicle Adjust 3-D Animations Live Video Helps Multiple A-Arm Adjust Single Tie Rod Adjust Caster Swing Caster/SAI Swing on tt SAI Swing Elevated Toe Out on Turns Max Turns Windows Utilities Meas. Data Diagnostics PDF Operators Manual Romess integration Inspection Results Printouts Shp Info Sys Connectivity (Mitchell Capable) Ford Bushing program Equalized Toe Warning Adj. Front before Rear Warning Backup, Restore Setup/Calib. Enhanced CCD Sensor Diag. Live Vehicle Dimensioning <b>Advanced Ride Height Measuring</b></p> <p><b>Optional Equipment</b> Calibration Package Digital Remote Display Standard Turnplates Stainless Turnplates Rear Slip Plates Universal Wheel Clamps 10"-21" Optional kit (Up to 25" wheels) VoiceAlign system* <b>EZ Access Hub Adapters</b></p>

\* Patented

\*\* Patent pending

For Reference Only  
For Current Information See Johnbean.com

The Products...The People...The Pride... Wheel Service Equipment Since 1925



# WHEEL ALIGNMENT

OPTICAL MEASURING TECHNOLOGY



**2<sup>ND</sup> TO NONE**



For Reference Only  
For Current Information See [Johnbean.com](http://Johnbean.com)



# TOTALLY NEW AND IMPROVED!

IMPROVED  
SOFTWARE

NEW MOLDED  
WORK SURFACE

NEW  
STYLING

NEW  
PULL-OUT  
KEYBOARD

NEW EASIER  
COMPUTER  
ACCESS

NEW  
COLOR

NEW PULL-OUT  
PRINTER &  
STORAGE

Visualiner

IMPROVED  
WHEEL CLAMPS

NEW  
SMOOTHER-ROLL  
CASTERS

ALL NEW  
MEASURING  
SENSOR

The Results Of Over 75 Years  
Of Introducing New Alignment  
Technologies

For Reference Only  
For Current Information See [Johnbean.com](http://Johnbean.com)



## ALL NEW VISUALINER<sup>2</sup>

### Unsurpassed Features



#### More Attractive Styling

- Modern design helps inspire increased customer confidence.



#### Tougher, More Durable Work Surface

- High-impact, engineered structural foam work top. Will not chip, dent or scratch – virtually indestructible.



#### Pull Out Standard Full Size AC/AT Keyboard

- Stores out of the way when not in use.



#### Protected Color Printer

- Standard deluxe color printer is protected in a large, pull-out drawer with room for extra storage.



#### New "JBC Alignment Interface Module"

- Eliminates need for specialized/modified computer systems. Easier to upgrade both computer software and hardware.



#### Easier, More Convenient Access To Computer Drives

- The Computer is ergonomically located at the top of the new cabinet for easier front access.



#### Sure-Locking Wheel Clamp Holders.

- Wheel clamps are securely held in place when not in use – will not bounce loose when cabinet moved.



#### Larger, Smoother Rolling Casters With Improved Snap-Locks

- Allows alignment to roll smoother more easily from bay to bay. Locks keep alignment from moving when in use.



#### Built-In Storage Pockets

- For better operator convenience for miscellaneous tools and supplies.

## ALL NEW INSIDE AND OUT!



## NOW WITH EXCLUSIVE VOICE ALIGN™

CUSTOMER  
DATA BASE

MEASUREMENT  
SCREEN!


PRINT  
RESULTS



Now all major alignment operation commands can be done verbally without having to stop and return to the machine to manually input commands!

## ALL, NEW WHEEL SENSORS!

ALL ELECTRONICS ARE MODULAR COMPONENTS FOR PLUG & PLAY SERVICING



- Tough, engineered structural foam casings – virtually indestructible
- Full-range/no-maintenance touch-pad controls on each wheel sensor. Full system control during the aligning process.
- Improved wheel clamp bearings to allow more secure attachment to wheel clamps even after years of use.
- No mechanical adjustments of any kind – less to go wrong or to worry about.
- Eight Standard measuring sensors for continuous calibration checks, frame damage checks and live off-set readings.

### IMPROVED RANGE AND ACCURACY





## NEW, IMPROVED SOFTWARE



*Unique, Live All Reading Screens*

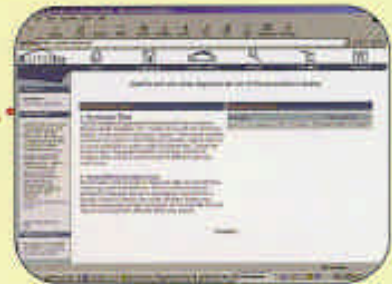
*On-Line Wheel Specifications For Specialty Vehicles or Annual Updates\**



*Exclusive Live Engine Cradle Adjustment Screens*



*Downloadable software updates for your aligner.*



*\* Available Quarter 3*

## IMPROVED WHEEL CLAMPS

Zinc-coated bars and locking springs prevent corrosion and possible malfunction

Brass-Tip Set Screws avoid scarring and damage to clamping rods

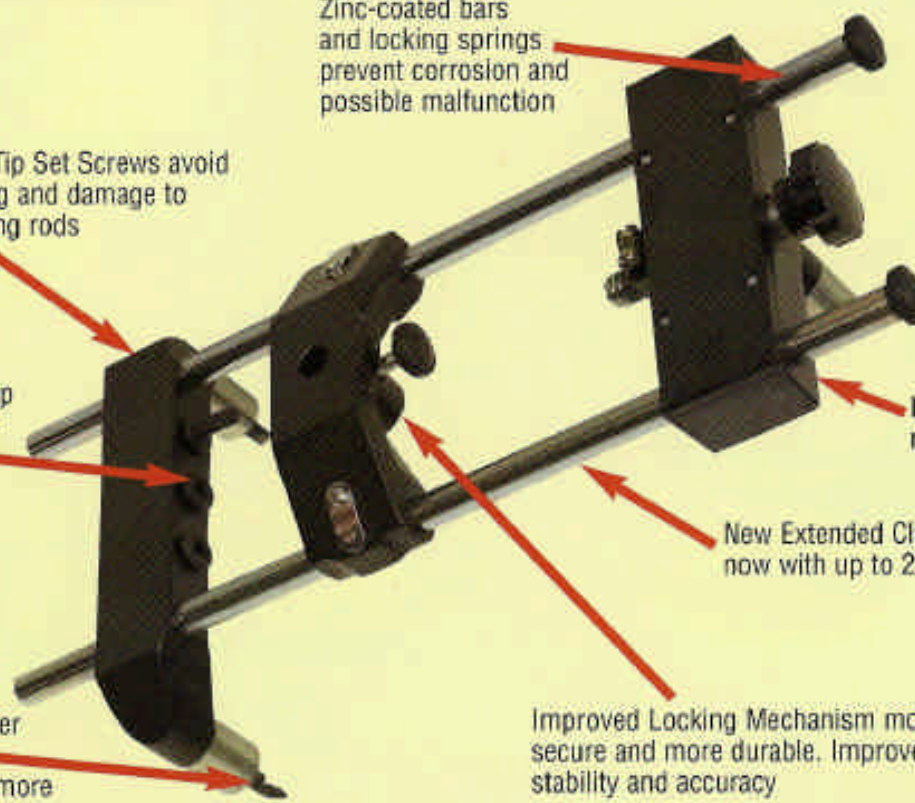
Better Grabber-Tip Storage prevents loss of small grabber tips and possible down time waiting for replacements

Improved slide resistant bushings

New Extended Clamping Range now with up to 22' range

Improved Grabber Tip Design accommodates more custom wheel designs

Improved Locking Mechanism more secure and more durable. Improved stability and accuracy



# THE VISUALINER<sup>2</sup>



## FEATURES

### Total 4-Wheel Alignment

- Front caster
- Front and rear camber
- Front and rear toe
- Thrust included angles
- SAI
- Front and rear set back
- Vehicle dimensions

### Meter And All Reading Screens

- With reading/specifications and cross values
- Meter screens

### System Controls

- Remote control
- Sensor keypad controls
- Console keyboard

### Other Software Features

#### Alignment Assistance

- Pro32 AI wizard
- Multiple A-arm adjust
- Elevated adjustments
- Active cradle adjustments
- Rear shim programs
- Bushing programs
- Align specifications – 30 years
- Vehicle line drawings
- Customer data entry
- Drag link adjust
- EZ toe
- Suspension plus
- Renault program
- Customer data base

- One key help system
- 3-D animation helps
- Live video adjustments
- Driver complaint diagnosis
- 3-Bay calibration

### Additional Setups

- Programmable alignment routines
- Set-back in align path
- Thrust align only
- Selected cross values
- Multiple languages

## SPECIFICATIONS

### Computer Systems

- 19" color display monitor
- Mobile deluxe cabinet
- State-of-the-art\*  
CPU RAM and HD Memory
- DVD / CD drive / 3.5 floppy
- Network card
- Deluxe color printer
- 8-sensor electronic heads
- Wheel clamps
- 3D accelerated graphics
- Modem

\*See product bid spec sheet

### Standard Accessories

- Steering wheel holder
- Brake pedal depressor
- Computer mouse
- Remote controller

### Optional Equipment

- High frequency cordless interface option
- Digital remote display
- Universal tire clamps
- Electronic turntables
- Stainless steel turntables
- Standard turntables

- Voice Align™
- Extra console cabinet
- Calibration kit
- Lift wiring kits

### Equipment Specifications

- Wheel size: 10" - 22"
- Tire diameter: to 38"
- Tread width: 48" - 96"
- Wheel base: 48" - 200"

### Power Requirements

- 115V / 1Ph, 50/60 Hz / 8 amp
- 230V / 1Ph, 50/60 Hz / 8 amp.



309 Exchange Avenue • Conway, Arkansas 72032 U.S.A. • Fax: 501-450-1585

**1-800-362-4618**

**www.johnbean.com**

JOHN BEAN CANADA • 1-800-362-4608

CONTACT OUR INTERNATIONAL DEPARTMENT AT 501-450-1568, 501-450-1526 OR 501-505-2631